



**Spraying Systems Co., Japan**  
Experts in Spray Technology



Spray  
Nozzles



Spray  
Control



Spray  
Analysis



Spray  
Fabrication



## Humidifying and Moisturizing Spray Nozzles

Humidification Spray Nozzles and Units

- Air-Atomizing Compact Humidifier **MiniFoggerIII**
- Portable Humidifying and Cooling Unit **Mist Vehicle Cart**
- Air Atomizing Nozzle **QuickFogger**
- Portable Spray Unit **Kiri Tank**
- Various Hydraulic Nozzle/Air Atomizing Nozzle
- Others Unit & Nozzles

# INDEX



Air-Atomizing Compact Humidifier  
**MiniFoggerIII**

Ultra fine mist by double atomizing system achieves the best humidification and cooling environment.

**P3~6**

Portable Humidifying and Cooling Unit  
**Mist Vehicle Cart**

Mist Vehicle Cart is portable spray unit with MiniFoggerIII. Even one Mist Vehicle Cart can serve in various spray sites and applications.

**P7~8**



Air Atomizing Nozzle  
**QuickFogger**

Utilizing the same spray nozzle from MiniFoggerIII. It is ideal for humidification for your desired spot area.

**P9**



Portable Spray Unit  
**Kiri Tank**

QuickFogger unit, mounted in polypropylene tank. Spray operation can be done easily by simply installing air supply to the tank.

**P10**



**Others Unit & Nozzles**

A variety of accessories lineup such as reverse osmosis type water treatment unit, filter, humidification controller, etc. are available.

**P11**

**Case Study**

We build humidification system compliant to your needs from field research to installation.

**P12**



**Hydraulic Nozzle Series**

Products are structured with very small capacity type misting nozzle, Mist Twister R (nozzles with fan unit), etc.

**P13**



**Air Atomizing Nozzle Series**

Swing mist, air atomizing header, syphon type blower mist, etc., are included in the lineup.

**P14**

## Precautions

Precautions to use Mini FoggerIII safely.

**P15**

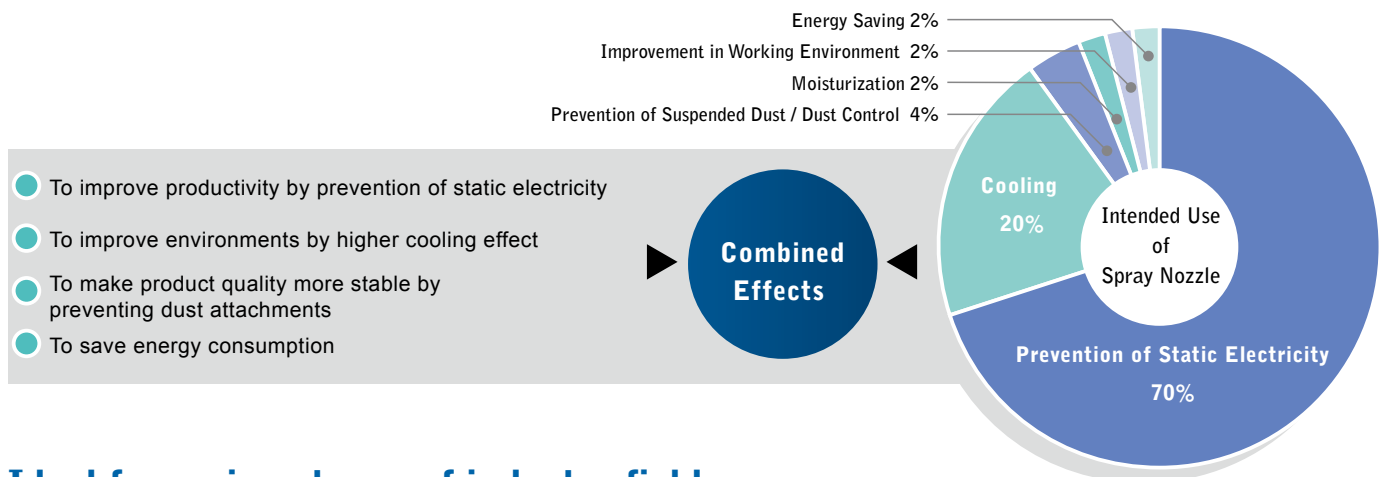
## Spray nozzles are most appropriate and environmentally innovative solutions for humidification and cooling.

Spray nozzles are the optimum solutions to environmental innovations for humidification and cooling. Only spray nozzles can integrate such functions as “high efficiency in humidification/moisturization”, “environmentally friendly high energy-saving performance (function)”, “high cost performance” and “easy maintenance”. In addition to humidifying and cooling effects, they can achieve excellent static electricity/dust control effects. You are sure to find a solution suited to your requirements from our wide variety of sprays from dense fog to ultra fine mist.

### Spray method which achieves high humidification performance and high energy saving function

|   | Humidification Capacity (kg/h) | Cleanness                 | Power Consumption per kg Humidification (w/kg) | Cooling Effect | Installation Cost |
|---|--------------------------------|---------------------------|--|----------------|-------------------|
| Air Type/<br>High Pressure Type<br>Spray Type | 0.7~                           | Good                      | Low Power Consumption                          | High           | Low               |
| Ultra Sonic Type                              | 0.4~18                         | Deionized Water is Needed | 80~100   | Low            | High              |
| Vaporization Type                             | Low                            | Good                      | Low Power Consumption                          | Low            | High              |
| Steam Type                                    | 2.0~200                        | Good                      | 0~100  | Low            | High              |

## Spray nozzles offer an efficient performance of combined effects such as humidification (prevention of static electricity) and cooling etc.



## Ideal for various types of industry fields

### ● Printing

To reduce in occurrence of misprinting, uneven coloring of collation paper and warpage of paper / To reduce in trouble with paper feeding / To improve resolution of color printing by better inking on papers.

### ● Textile

Reduce in occurrence of thread breakage, rumpling and shapeless of clothes / To reduce trouble during spinning twist process of fiberfilm / To reduce winding trouble of raw wool at machine.

### ● Farms and Gardens

To maintain stable humidity in mushroom plant house / To maintain appropriate humidity by automatic sensor and so on.

### ● Electronics

To prevent electrostatic breakdown / To prevent electrostatic adhesion / To prevent electromagnetic disturbance.

### ● Painting

To prevent suspending dust in air / To reduce defective goods which are caused by electrostatic adhesion.

### ● Paper Process

To reduce occurrence of jamming, unevenly uniformed papers and sudden feeding of paper to belt / To prevent ignition to paper particles.

### ● Plastic

To reduce trouble with slicing machine caused by static electricity / To prevent explosion to explosive gas.

### ● Food

To preserve freshness and flavor of food by maintaining moisture contents / To accelerate ripening food / To stop shrinking food which is caused by dry atmosphere.





Air-Atomizing Compact Humidifier

# MiniFogger III

**Compact, Better Humidification and Cooling Performance. Newly Developed MiniFogger III has made its debut.**

MiniFogger- regarded as a synonym for spray humidifier- has been developed into further improved version. Besides being compact enough to fit in your hand, its spray capacity and energy saving performance have increased (about 20% of reduction in air consumption). Total improvement has been made to humidification and cooling performance. Ultra fine mist with uniformity of droplet sizes by double atomizing system achieves the best humidification and cooling environments.



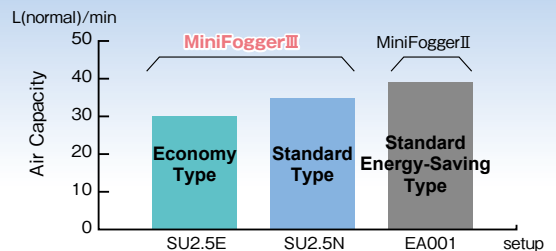
**Compact body with weight about 210g, total height 115mm Reduced air consumption, increased liquid capacity size (1.0~18L/h)**

Weight has become less than half — from 450g to 210g— compared with the conventional type. Total height is dramatically changed from 180mm into 115mm. Installation and maintenance can be easily conducted. In despite of reduction in air consumption, excellent droplet size performance has been maintained and liquid flowrate can be further increased. Total improvement has been made to humidification and cooling performance. MiniFogger III produces incomparably excellent uniformity of droplet sizes.



**20% reduction in air consumption than conventional MiniFoggerII**

Air consumption has been reduced by 20% compared with conventional MiniFogger II. MiniFogger III produces ultra fine mist with lower air consumption, leading to contribution to energy saving.



\*Per Nozzle Air Pressure: 0.3MPa

## Spray direction is adjustable, one-way to four-way.

Spray direction is adjustable, one-way to four-way. Wide coverage of humidification and cooling is achieved, and quick evaporation is realized due to ultra fine mist.

One Way



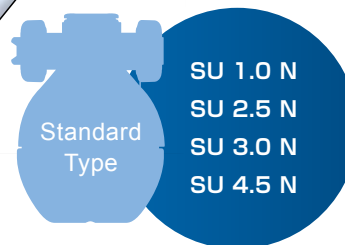
Four Way



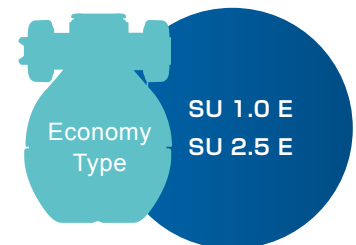
## You are offered a wide choice to meet your application requirement. Available from 2 types, total 6 sizes, depending on your application requirements.

You can choose one appropriate nozzle to meet your spray performance requirement from among 6 liquid capacity sizes.

※Please refer the performance chart in page 5.




Mist-sprays with very small air consumption



Smaller air consumption than Standard type

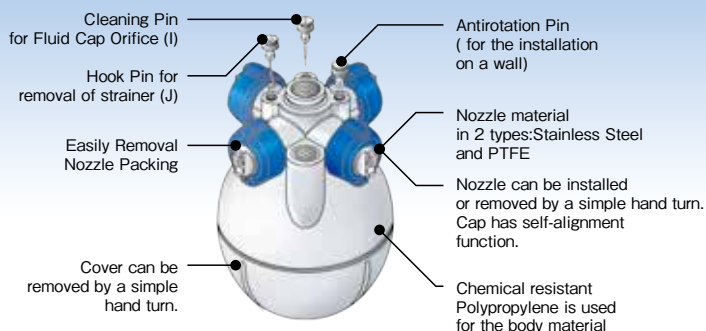
## Double atomizing system to produce fine droplet size and to prevent clogging.

In the double atomizing system, fine mists mixtures of air and water, are sprayed from the center orifice and then re-mixed with air from the side orifices.



## Built in functions for easy setup and easy maintenance.

For installation or removal of the nozzles, only turn the nozzle cap 45°. Easy maintenance functions have been built in everywhere on MiniFogger III.



## Harmonious appearance, Perfect environmental safety and Sanitation measure.

Made of Polypropylene which excels in rigidity, durability and chemical proof. Fresh water is always supplied to MiniFogger III. The biological contamination which may be caused in summer by such as the algae or bacteria is kept off. The sophisticated design prevents disharmonizing to room interior.



## Performance Table

| Type          | Setup No. | Air Capacity**1 [L(normal)/min] |        |        | Liquid Capacity**1 [L/h] |        |        | Sauter Means Diameter**2 [μm] |        |        |
|---------------|-----------|---------------------------------|--------|--------|--------------------------|--------|--------|-------------------------------|--------|--------|
|               |           | 0.25MPa                         | 0.3MPa | 0.4MPa | 0.25MPa                  | 0.3MPa | 0.4MPa | 0.25MPa                       | 0.3MPa | 0.4MPa |
| Standard Type | SU1.0N    | 30                              | 35     | 45     | 0.9                      | 1.0    | 1.1    | 8.5                           | 7.6    | 6.7    |
|               | SU2.5N    |                                 |        |        | 2.3                      | 2.5    | 2.6    | 9.6                           | 8.5    | 7.6    |
|               | SU3.0N    |                                 |        |        | 2.8                      | 3.0    | 3.2    | 9.8                           | 9.0    | 8.4    |
|               | SU4.5N    | 35                              | 40     | 50     | 4.1                      | 4.5    | 4.8    | 11.8                          | 11.2   | 10.7   |
| Economy Type  | SU1.0E    | 26                              | 30     | 38     | 0.9                      | 1.0    | 1.1    | 8.8                           | 8.0    | 7.0    |
|               | SU2.5E    |                                 |        |        | 2.3                      | 2.5    | 2.6    | 10.6                          | 9.7    | 8.5    |

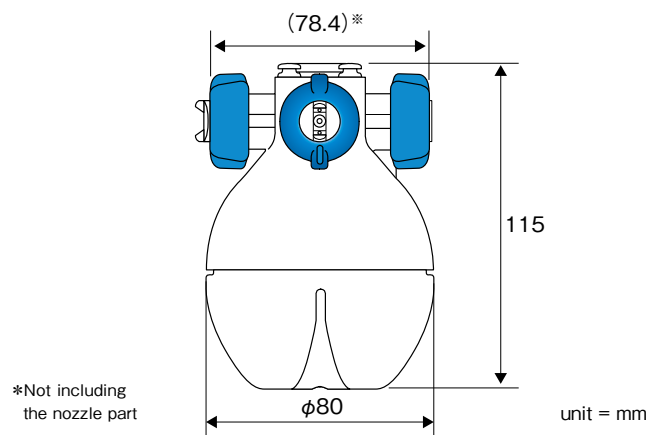
\*1 Data per nozzle. \*2 Particle size measuring position 200mm from nozzle, center part of spray.

## Specification

|            |                    |                    |
|------------|--------------------|--------------------|
| Material   | Body               | Polypropylene (PP) |
|            | Nozzle             | Standard : 303SS   |
|            |                    | Option : PTFE      |
| Packing    | Fluoro- rubber     |                    |
| Connection | Air Side           | Rc1/4 (F)          |
|            | Water Side         | Rc1/8 (F)          |
| Connection | Single-Nozzle      | About 210g*        |
|            | Multiple 4- Nozzle | About 250g*        |

\*When assembled SUS 303 nozzle.

## Dimensional Drawing



## Ordering Information

To order MiniFogger III, specify the number of nozzles and the set-up No.

### Nozzle Model Number

Liquid Capacity(at 0.3MPa)

Oil Removal Treatment

|        |     |        |     |         |    |
|--------|-----|--------|-----|---------|----|
| 1.0L/h | 1.0 | 3.0L/h | 3.0 | With    | AC |
| 2.5L/h | 2.5 | 4.5L/h | 4.5 | Without | -  |

MF3- [ ] +SU [ ] - [ ] - [ ]

Number of Nozzles

Qty 1 ~ 4

Type

|             |   |
|-------------|---|
| Normal Air  | N |
| Economy Air | E |

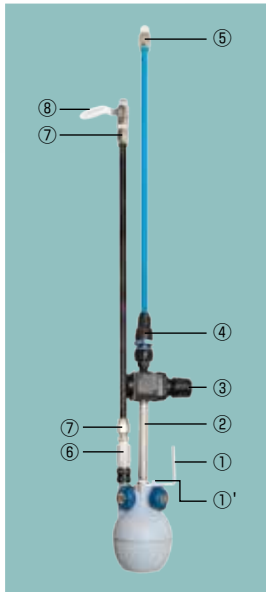
Nozzle Material

|                          |     |
|--------------------------|-----|
| Standard Stainless Steel | SS  |
| PTFE                     | TEF |

\*Standard Installation Kits ①~⑧ Model No. MF-KIT

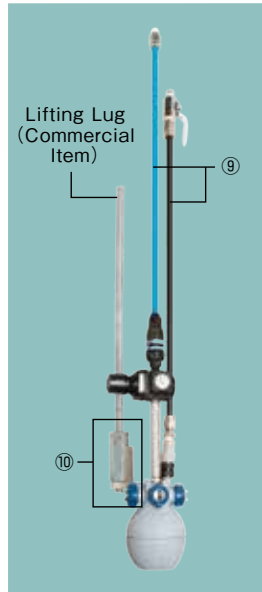
| Type          | SU No.       | Air Cap   | Fluid Cap |
|---------------|--------------|-----------|-----------|
| Standard Type | MF3_+SU1.0N_ | MF-PA035_ | MF-PF1.0_ |
|               | MF3_+SU2.5N_ |           | MF-PF2.5_ |
|               | MF3_+SU3.0N_ | MF-PA040_ | MF-PF3.0_ |
|               | MF3_+SU4.5N_ |           | MF-PF4.5_ |
| Economy Type  | MF3_+SU1.0E_ | MF-PA030_ | MF-PF1.0_ |
|               | MF3_+SU2.5E_ |           | MF-PF2.5_ |

## Installation Kits



### Standard Installation Kits

- ① Wall Mounting Fitting
- ①' Tapping Screw
- Air Line
- ② Long Nipple (Length: 125mm)
- ③ Air Regulator
- ④ Air Coupler Plug & Socket
- ⑤ Fitting
- Liquid Line
- ⑥ Liquid Coupler Plug & Socket
- ⑦ Fitting
- ⑧ Ball Valve



### Option

- ⑨ Hose (order available per meter)  
Pressure durability of hose is 0.5MPa  
For Air:  
Y76738-HB-6-BU (Made with polyurethane φ10×6.5mm)  
For Water:  
Y34567-10-6-5-POL-B (Polyolefin φ10×6.5mm)
- ⑩ Mounting Bracket (Model No: MF3-K-CP-MOF)  
You can adjust the installation height by connecting M10 lifting lug (prepared by customer) to the mounting bracket.

|  |      |
|--|------|
| Long Nut (Unichrome plated SS).....        | 1Pc  |
| Hex Socket Head Bolt (M4 SS).....          | 2Pcs |
| Flat Washer (SS for M4) .....              | 2Pcs |
| Spring Washer (SS for M4) .....            | 2Pcs |
| Hex Nut (M10 SS400 + Unichrome plated) ... | 1Pc  |

## PTFE Nozzle

Attention



Sticking of Silica substance to the around of spray orifice - which causes clogging of orifice - is prevented. Best spray condition is always maintained.

## Kit for Variable Spray Direction

Flexible to all direction

### MF Adjustable Joint

- 1, 2, or 4 piece lengths are available. Please select according to your purpose.
- Concentrated humidification to specific area.
  - Humidification avoiding obstructions.
  - Fine adjustment of spray direction after assembly.
  - Humidification to targeted local area.

Material : Polypropylen (with glass)  
Urethane-polyolefin  
Maximum Usage pressure : 0.4MPa (both liquid air)  
Usage Environment Temperature : 5 to 60°C

| Type | Product Part Number | Angle (All direction) |
|------|---------------------|-----------------------|
|      | MF-ADJ-1            | 23°                   |
|      | MF-ADJ-2            | 45°※1                 |
|      | MF-ADJ-4            | 90°※1                 |

※1 If sprayed downward, it might cause liquid drip when stopped spray.

It could be used for Mist Vehicle Cart, Quick Fogger, and Kirry Tank described hereinafter.

## Air Cap Model Number

MF-PA  -

### Air Capacity (at 0.3MPa)

|                 |     |
|-----------------|-----|
| 30L(normal)/min | 030 |
| 35L(normal)/min | 035 |
| 40L(normal)/min | 040 |

### Nozzle Material

|                          |     |
|--------------------------|-----|
| Standard Stainless Steel | SS  |
| PTFE                     | TEF |

## Fluid Cap Model Number

MF-PF  -

### Liquid Capacity (at 0.3MPa)

|        |     |        |     |
|--------|-----|--------|-----|
| 1.0L/h | 1.0 | 3.0L/h | 3.0 |
| 2.5L/h | 2.5 | 4.5L/h | 4.5 |

### Nozzle Material

|                          |     |
|--------------------------|-----|
| Standard Stainless Steel | SS  |
| PTFE                     | TEF |



Portable Humidifying and Moisturizing Unit

# Mist Vehicle Cart

**Mist Vehicle Cart is the portable spray unit with Compact Humidifier Mini FoggerⅢ.**

One Mist Vehicle Cart can serve in various sites and for a variety of purposes. Pole height/spray direction can be set as you like. Caster provides easy unit portability. No installation work is necessary.



**Including newly developed humidifier Mini Fogger Ⅲ as standard equipment, this cart provides ultra fine mist sprays which eliminate wetted floor problem.**

- Equipped with Mini Fogger Ⅲ, this cart realizes superior specification; droplet size of 7.6 ~11.2 $\mu$ m, maximum spray capacity 18.0 L/h (with 4 nozzles, at 0.3MPa air). A wide variety of flow- rate sizes, total six sizes, is available.
- One to four nozzles can be installed by a simple hand turn (Standard Type). This cart can provide ultra fine mist sprays free from any wetted floors.

**Easy Handling and No Installation Work. Unit with Caster for Easy Portability**

- With an air source, you can immediately operate the cart. Casters allow you to move the cart anywhere you like. One cart can serve for a variety of purposes from spot to wide area humidification.

**Adjustable Pole Height**

- You can set pole height from 1.1 to 2.6 m as you like and easily adjust the range of spray.

**Superior User-Friendliness**

- The cart has been designed in consideration of user-friendliness. Equipped with a regulator on the cart body, ON-OFF pressure setting can be easily conducted.

**Continuous Long Spray Operation for 8 Hours**

- The cart with one nozzle can conduct continuous spray operation for 8 hours.

**Automatic Humidity Control by the Humidity Controller (option)**



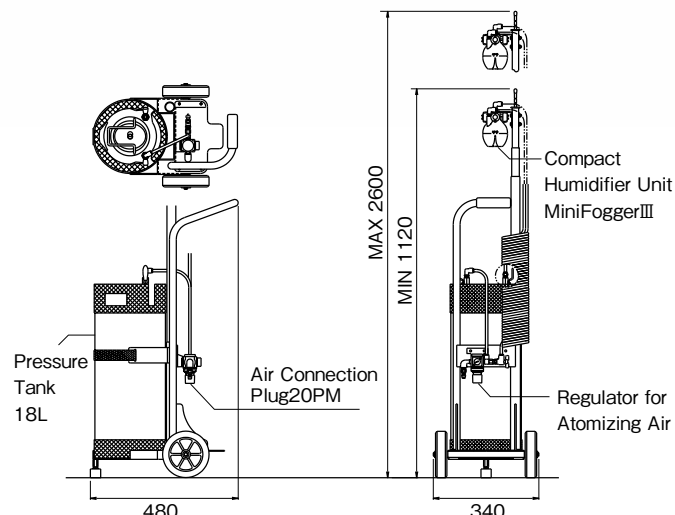
## Type



Black

Blue

## Dimensional Drawing



Unit:mm

## Specification

|                        |                              |                    |
|------------------------|------------------------------|--------------------|
| Model No.              | Black                        | SCU-MF3-BL-K+MF3-□ |
|                        | Blue                         | SCU-MF3-BU-K+MF3-□ |
| Body Dimensions        | W480×D340×Hmax2600mm         |                    |
| Weight                 | 14kg(when the tank is dried) |                    |
| Pressure Tank Capacity | 18L/Material 304SS/NBR       |                    |

\* For the details of MFIII performance and specification, refer to page 5.

\* Standard Type will be available in kit of easy assembly.

## Option

### Humidity Controller MF-CU1 (Control Panel + External Control Sensor)

|                  |  |
|------------------|--|
| Power Supply     | 100V/Compatible with 50/60Hz/10W and below |
| Control Box Size | W175×D75×H250mm                            |

\*A solenoid valve <sold separately> is necessary in use.

\*Humidity Controller Mounted Type is also available.



## Ordering Information

SCU - MF3 - □ - K + MF3 - □ + SU □ - □

| Cart Colour |    | Nozzle Qty |   |       |   |
|-------------|----|------------|---|-------|---|
| Black       | BL | 1 pc       | 1 | 3 pcs | 3 |
| Blue        | BU | 2 pcs      | 2 | 4 pcs | 4 |

Set-Up No  
(Refer to Performance Table on page 6)

| Nozzle Material          |     |
|--------------------------|-----|
| Standard Stainless Steel | SS  |
| PTFE                     | TEF |

Ex.Standard Type, Blue Cart, with One PTFE Nozzle

**SCU-MF3-BU-K+MF3-1+SU2.5N-TEF**

\*Standard Type will be available in kit of easy assembly


## Air Atomizing Nozzle

# Quick Fogger

**QuickFogger is an air atomizing nozzle suitable for humidification, sterilization and deodorization to your desired spot space.**

Installation of nozzles from best-selling, air atomizing humidifier "MiniFogger III". Providing high quality of small droplet size of MF III: 7.6 ~ 11.2µm by double atomizing system, QuickFogger is suitable for targeted humidification, sterilization and deodorization for your desired spot space.

NOTE : Sterile liquid and de-odor liquid shall be prepared separately.



※Please refer page 12 for connection example.

**Easy Installation at Limited Space**

**Dramatic Reduction in Air Consumption**

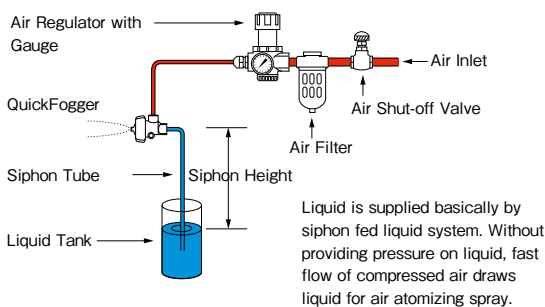
**High Quality in Droplet Size : 7.6~11.2µm**

(Standard type at air pressure of 0.3MPa)

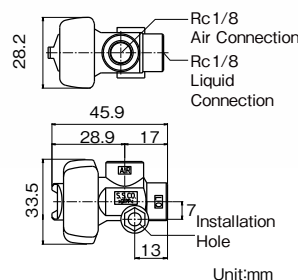
**A Wide Variety of Selections of Liquid Capacities**

You can choose one appropriate nozzle to meet required liquid capacity from 2 types, total 6 liquid capacity sizes according to your application (Refer to page 5). Liquid capacity will vary depending on siphon height.

### Standard Installation Method



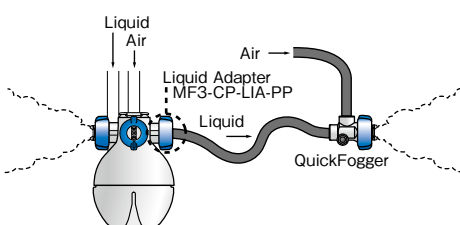
### Dimensional Drawing



### Specification

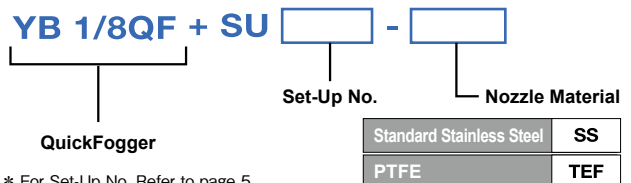
|                 |   |                         |
|-----------------|---|-------------------------|
| Liquid Capacity | Water 1.0~4.5L/h (Air pressure: 0.3MPa)<br>* Refer to page 5. Liquid capacity will vary depending on siphon height. |                         |
| Material        | Body/Cap  | Polypropylene(PP)       |
|                 | Nozzle Tip  | Stainless Steel or PTFE |
| Connection      | Packing for Nozzle  | Fluoro-rubber           |
|                 | Rc1/8 (F)   |                         |

### Combination with MiniFogger III



You can conduct spray operation with QuickFogger by using liquid supplied to MFIII. Overall spray will be enhanced by using MFIII for wide area humidification and QuickFogger for spot humidification.

### Ordering Information




# Portable Spray Unit Kiri Tank

## Easy carrying and installation anywhere

Ideal for sterilizing and deodorizing for local/spot area of narrow space

Quick Fogger to provide ultra fine mist is mounted on the body of the polyethylene tank.  
Only connected to the air line, this product enables you to easily provide spraying to narrow spaces.

NOTE : Sterile liquid and de-odor liquid shall be prepared separately.



Spray direction can be changed from right to left and up and down

### Compact and Portable Type

Tank capacity is 10L. Only connected to the air line, this product enables you to provide spraying anywhere.

### Siphon Type, Providing Ultra-Fine Mists with Small Air Consumption

The liquid is supplied by a liquid siphon. The supplied liquid is mixed with air internally to produce a completely atomized spray.

### Adjustable Spray Direction

Spray direction can be changed by using the nozzle stand.

### Easy Installation/Removal, Easy Maintenance

A simple 45 degrees turn of the cap by hand can quickly install or remove the nozzle. Lock mechanism prevents the nozzle from coming off during operation.

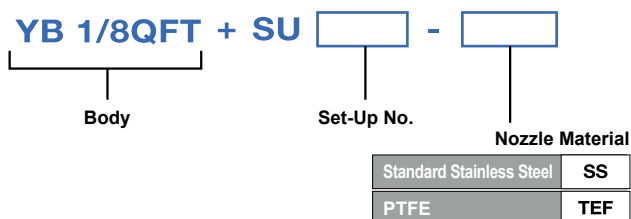
### Wide Range of Capacity Size

From 2 types, total 6 set-ups, you can choose appropriate capacity size to meet your application (Please refer to page 5. Note that capacity size will vary according to Siphon height).

## Specification

|                 |   |                           |
|-----------------|---|---------------------------|
| Material        | Tank  | PE (Capacity 10L)         |
|                 | Nozzle Body/Cap                                     | Polypropylene (PP)        |
|                 | Nozzle Tip  | Stainless Steel or PTFE   |
|                 | Nozzle Packing                                      | Fluorine-Contained Rubber |
|                 | Tube  | Silicone                  |
| Connection      | Rc1/8(F)  |                           |
| Dimensions (mm) | Tank 280×200×H265(355 if including the nozzle part) |                           |

## Ordering Information



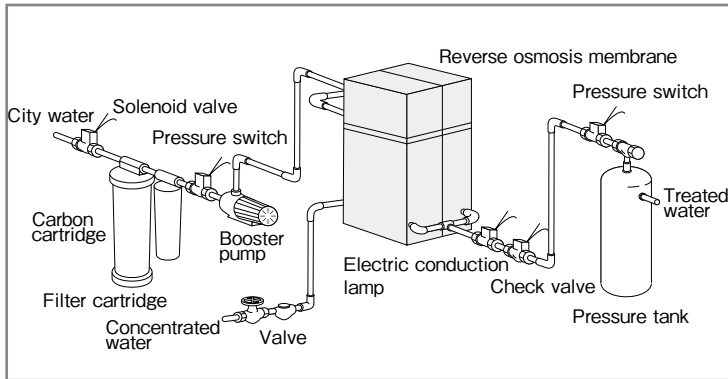
\* For Set-Up No, refer to page 5.

# Others Unit & Nozzles

Starting reverse osmosis type water treatment unit, we will prepare products such as humidification controllers, water softeners, strainers, micro filters, compressors, air dryers and build humidification/ humidity conditioning system which complies with your needs.

## Reverse osmosis type water treatment unit

### Flow chart



### Flow rate for reference

| Model                                       | RL-1 Type                 |                          | RL-2 Type                 |                          | RL-3 Type                 |                          | RL-4 Type                 |                          | RL-5 Type                 |                          |
|---|---------------------------|--------------------------|---------------------------|--------------------------|---------------------------|--------------------------|---------------------------|--------------------------|---------------------------|--------------------------|
|   | At water temperature 20°C | At water temperature 5°C | At water temperature 20°C | At water temperature 5°C | At water temperature 20°C | At water temperature 5°C | At water temperature 20°C | At water temperature 5°C | At water temperature 20°C | At water temperature 5°C |
| Produced water volume (L/h)                 | 20                        | 12.5                     | 40                        | 25                       | 80                        | 50                       | 120                       | 75                       | 240                       | 150                      |
| Raw water supply volume (L/h)               | 80                        | 72.5                     | 80                        | 65                       | 180                       | 150                      | 360                       | 315                      | 480                       | 390                      |
| Condensed and discharged water volume (L/h) | 60                        | 60                       | 40                        | 40                       | 100                       | 100                      | 240                       | 240                      | 240                       | 240                      |

※ Produced water amount would vary according to the condition of reverse osmosis and liquid pressures. Above flow rate is only for reference and does not warranty produced water amount.

## Filter



## Humidity Controller

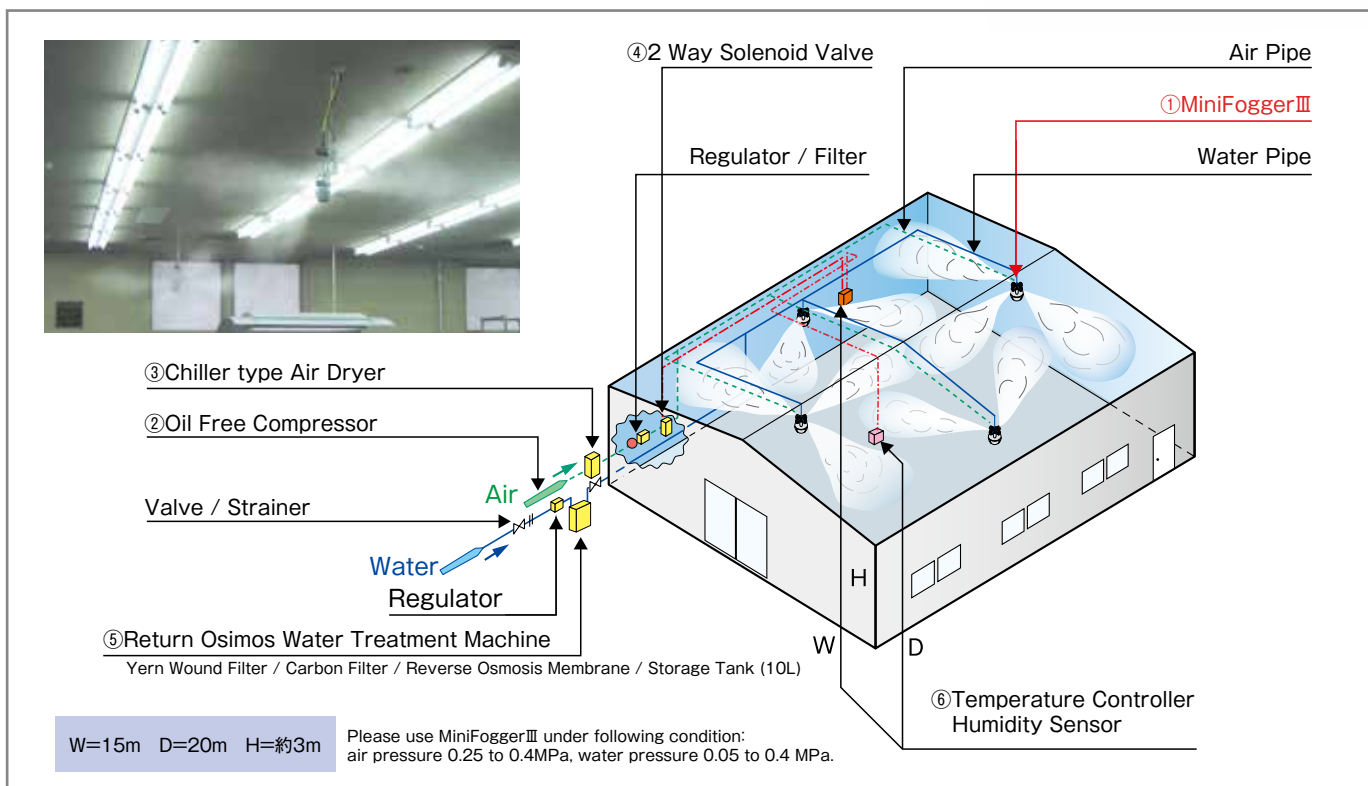
Please refer page 8.



Other than above, water softeners, strainers, micro filters, compressors, air dryers, etc., are available.

# Case Study

## Construction example of humidification system by Mini FoggerⅢ

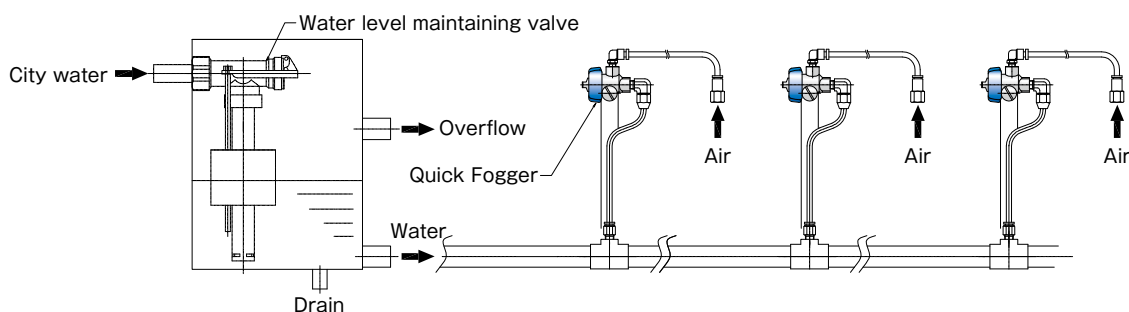


| Specification (Volume in room 900m <sup>3</sup> ) |                  |
|---|------------------|
| Humidification Capacity                           | 25L/h            |
| Air Consumption                                   | 350L(normal)/min |
| Target Humidity                                   | 20% → 55%        |

※SU2.5N type Air pressure at 0.3MPa

| Main Units                  |   |
|-----------------------------|---|
| Humidification Control Unit | 4 units of MiniFoggerⅢ (with 10 nozzles)<br>Control Panel, Humidity Control Unit etc... |
| Water Treatment Unit        | Return Osimos Water Treatment Unit<br>etc...  |
| Air Control Unit            | Compressor, Air Dryer, Solenoid Valve<br>etc...   |

## Quick Fogger connection example (when several quantities are used)



# Hydraulic Nozzle Series

Particle size of mist spray generated by high pressure water is approximate 20µm and it effectively humidifies/ cooling.

## Misting nozzle (plastic/ metal)

Very small flow rate type. Spray angle which is best suited for vaporization rate (approx. 15°) sprays in the distance effectively and accurately. Humidification/ cooling which is environmentally-friendly can be achieved. There are plastic type and metal type.



## Mist Twister R

Misting nozzle is assembled to air delivery fan. Mist which is sprayed on powerful fan blow promotes vaporizing effect and efficiently implements fine mist cooling/ exhaust heat in summer, and improves humidity conditioning/ air conditioning in winter.



## Unit for mist pump

With this sole machine, mist spray can be easily achieved. It can be easily set only by connecting water source and electric source.



| Part Number                        |                                     | MT-PU-1M  | MT-PU-1A  |
|------------------------------------|-------------------------------------|---|---|
| Power                              |                                     | AC100V  |   |
| Electrical requirements (at 50Hz)  |                                     | 0.5kW   |   |
| Pumping ability                    | Maximum discharge pressure          | 6.9MPa  |   |
|                                    | Discharge water volume(50Hz / 60Hz) | 0.8L/min(1.0L/min)  |   |
| Connection                         |                                     | Hose nipple for φ15 (water supply)  |   |
| Tank capacity                      |                                     | 4L  |   |
| Major material                     |                                     | Tank part : Polypropylene<br>Pump part, solenoid valve : Brass<br>Base, cover part : SS + paint |   |
| Dimension                          |                                     | W600×D400×H473  |   |
| Mass (for empty tank) Approx. 46kg |                                     | Approx. 46kg  |   |
| Control                            | Timer                               | —   | Intermittent spray time setting<br>(minimum setting time unit 1sec) |

Please consult your sales representative for pumps with performance other than above.

# Air Atomizing Nozzle Series

Very fine mist spray which vaporization is efficient can be generated.

## Swing Mist

In addition to spraying de-odor liquid/ sanitizer, mist spray unit with oscillating function achieves beneficial effect to humidification. Spray volume is 0.4 to 0.8L/h. Timer function for maximum 30min. is available. 4L tank inside body can easily be removed. Low-noise compressor is on board. There is no need for air source. It could be sprayed only by connecting to 100V power source.



## Air Atomizing Header

Several automatic spray guns are on board in one box. Spray volume, spray width, and timing can be adjusted fully, and it can spray with very fine mist to wide range. It is ideal for preventing warpage and crack of corrugated board.



## Siphon type blower mist

It siphons from tank by air flow of blower and fine mist spray in round shape. Compared to compressor type, it excels in energy saving function. Its spray distance at nozzle height 1.5m is about 5m (when indoors and without wind).



## Air Atomizing Standard Spray Nozzle

Wide ranging lineup of air atomizing type nozzles enables you to choose the best mist and spray volume you require. It could also correspond as automatic ON/OFF control spray gun.

※Please refer our "Automatic Spray Gun" catalog for details.



## For Safe Use of MiniFogger III

- Not necessary for liquid pressure control unit. As water is supplied by siphon-fed system, only low liquid pressure is required. Use a liquid pressure 0.05 - 0.4MPa.
- Refrain from using this MiniFoggerIII, if any leakage has been found at the body or piping system, or if a hazardous or problem-causing factor is likely to exist.
- If the MiniFoggerIII has to be installed at a high place, firmly secure it to prevent falling. (The coupler, which is in the installation kit, has a locking device. Firmly lock it)
- Be sure to securely connect the water or air tubes.
- When the MiniFoggerIII stops spraying, the spraying may become coarse for a moment and water particles may fly about, because of the pressure remaining inside air pipes. The best way to prevent it is to use a quick-exhaust valve on the air line.
- It is recommendable to use MiniFoggerIII installation kit for connecting to liquid and air tube. When you use it, be sure to use fittings enclosed with the kit for the installation.
- In case that you do not use installation kit, make sure to use air tube and fittings designed for use of air connection, and use liquid tube and fittings designed for use of liquid connection. If they are wrongly chosen, leakage of liquid may occur.

### ■ Before Using the Unit

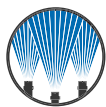
- ① Use clean air and liquid. The air should be clean, free from oil, water and dust. The water to be supplied should be as pure as possible. If you have to use city water or well water for unavoidable reasons, you may have to do maintenance work more frequently. If you would like to know how often the maintenance work is required, please contact your local Spraying Systems Co. representative.
- ② Check the compressor capacity. More than 35L(normal)/min is required per nozzle tip (SU2.5N type).
- ③ Air and water pipes should be of adequate sizes. When specifying the material, take chemical property and ambient conditions into account.
- ④ Flush air and liquid pipes sufficiently.

### ■ Instruction for Use

Read the following instructions carefully.

- ① Install the MiniFoggerIII horizontally. Don't put a thing directly under the nozzle and within a distance of 4 meters from it.
- ② Attach the air regulator to the MiniFoggerIII air line. Make sure that the air regulator is correctly directed.
- ③ Attach the liquid valve to the MiniFogger liquid line.
- ④ Use an air pressure of 0.25~0.4MPa and a liquid pressure of 0.05~0.4MPa. Also, pressure durability of optional polyolefin hose is 0.5MPa.
- ⑤ Don't expose this unit to the direct rays of the sun, or to the rain. Don't use it at an extreme high or low temperature. Use it at a temperature between 5-60 degrees C.
- ⑥ Depending on what the water quality is, the minerals which are dissolved in the supplied water will, after the water has been evaporated, fly into the air in the form of minute particles or they will stick to around the liquid cap. We recommend that a water softener be used to minimize such defects and a water purifier to completely eliminate them. For selecting what type to use, contact your local Spraying Systems Co. representative.

※ Spraying Systems Co. reserves the right to make changes in specifications or design of the products shown in the bulletin at any time without notice or obligation.



**Spraying Systems Co., Japan**  
Experts in Spray Technology

12-25, HIGASHI GOTANDA 5-CHOME, SHINAGAWA-KU,  
TOKYO, JAPAN 141-0022  
[www.spray.co.jp](http://www.spray.co.jp)



Spray  
Nozzles



Spray  
Control



Spray  
Analysis



Spray  
Fabrication



Spraying Systems Far East CO.